

Scaled data based on original data using
LM-79-08 Approved Method: Electrical and Photometric Measurements of Solid-
State Lighting Products

Test Report Prepared for
Cooper Lighting Solutions
(formerly Eaton)

Brand: McGRAW-EDISON

Report Number: P385527

Luminaire Tested: **GWC-SA1A-750-U-T2**

Issue Date: 3/3/2020

Test Information

Test Method: LM-79-08
Report Number: P385527
TEST IS SCALED FROM IESNA LM-79-08 TEST DATA (G2-1903-205-12)
Test Lab: INNOVATION CENTER
Issue Date: 3/3/2020
Manufacturer: COOPER LIGHTING SOLUTIONS (FORMERLY EATON)
Product Line: MCGRAW-EDISON
Catalog Number: GWC-SA1A-750-U-T2
Description: GALLEON WALL LUMINAIRE
(1) 70 CRI, 5000K, 615mA LIGHTSQUARE WITH 16 LEDS AND TYPE II OPTICS
Light Source: -
Ballast/Driver: ELECTRONIC DRIVER

Summary

Lumens per Lamp: N/A
Luminaire Lumens: 4884 lumens
Efficiency: N/A
Efficacy: 143.6 lumens/watt
Luminous Opening: Rectangular (W 0.5' x L: 0.5' x H: 0')
IES Classification: Type III - Medium
BUG Rating: B1 - U0 - G1

Input Watts (W): 34
Input Voltage (V): NR
Input Current (Ain): NR
Voltage Rise (V): NR
Power Factor: NR
Total Harmonic Distortion (THDi): NR
Frequency (hertz): 60
Stabilization Time: NR
Operation Time: NR
Ambient Temperature (°C): NR
Test Distance: 24 FT

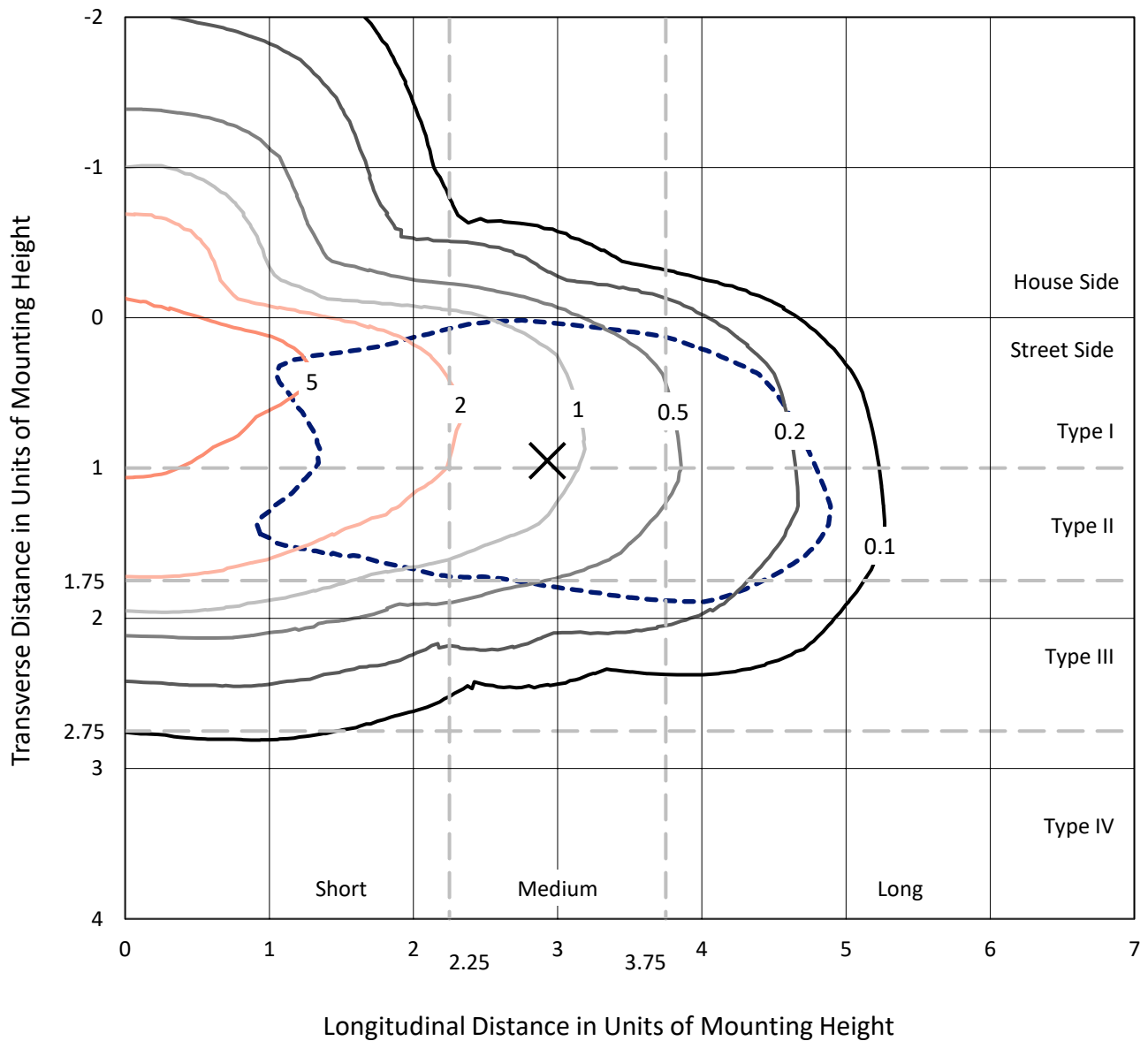


REPORT NUMBER: P385527

CATALOG NUMBER: GWC-SA1A-750-U-T2

Iso-Footcandle Lines of Horizontal Illumination

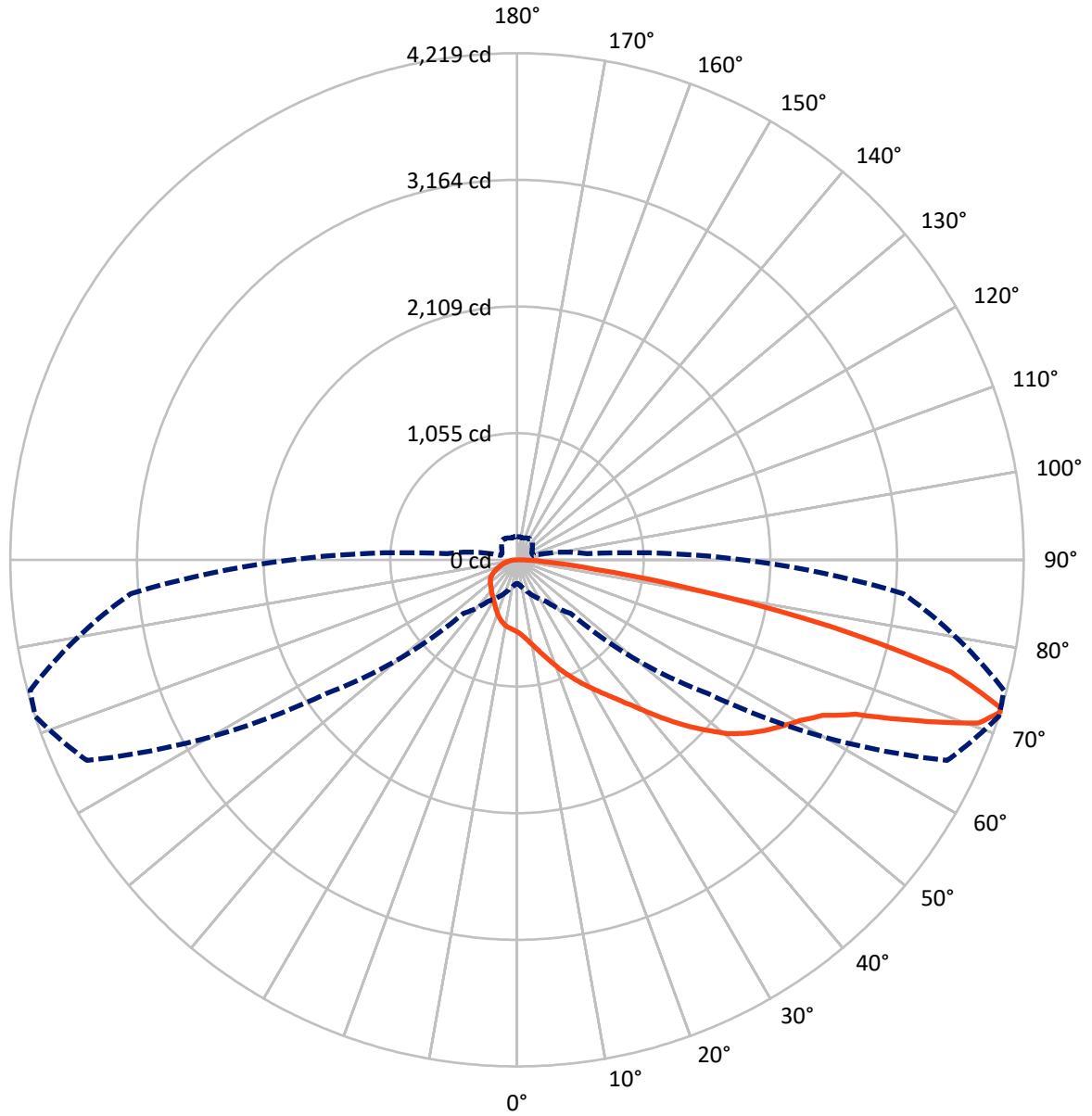
✕ Max cd
 - - - 1/2 Max cd



Based on 10 foot mounting height. Maximum calculated value = 8.3 fc
 Type III - Medium - N/A

REPORT NUMBER: P385527
CATALOG NUMBER: GWC-SA1A-750-U-T2

Luminous Intensity Polar Plot



— Vertical Plane Through 72-Deg Lateral - - - Horizontal Cone Through 72-Deg Vertical

REPORT NUMBER: P385527

CATALOG NUMBER: GWC-SA1A-750-U-T2

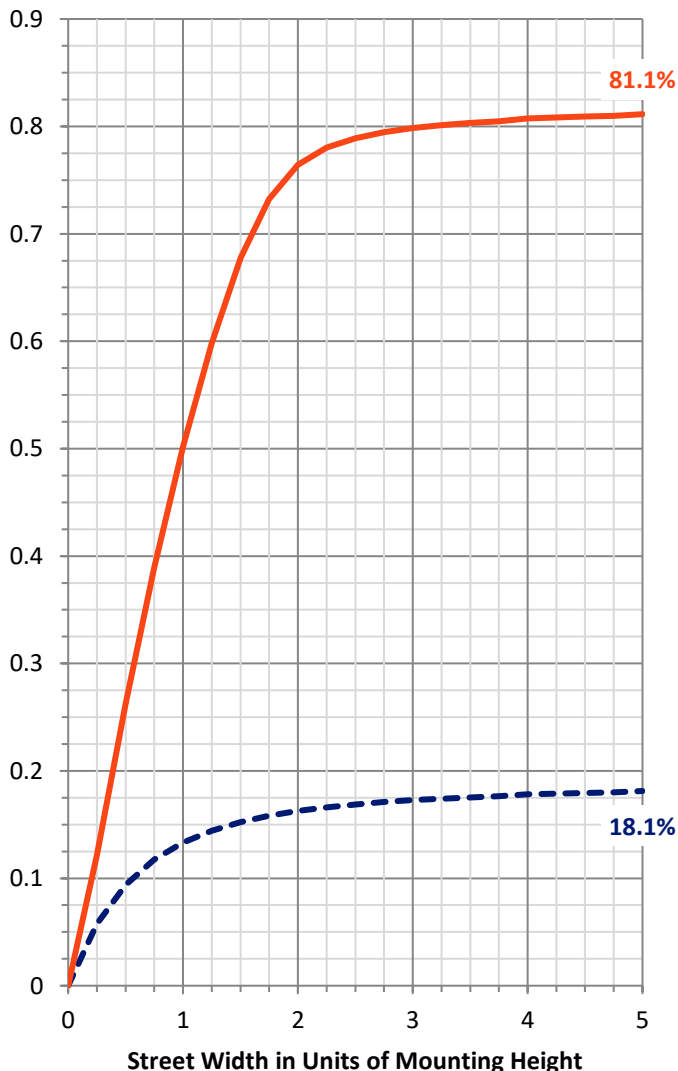
FLUX DISTRIBUTION:

		Downward	Upward	Total
House Side	Lumens	906.0	0.0	906.0
	% Fixture	18.6	0.0	18.6
Street Side	Lumens	3978.0	0.0	3978.0
	% Fixture	81.4	0.0	81.4
Total	Lumens	4884.0	0.0	4884.0
	% Fixture	100.0	0.0	100.0

ZONAL LUMENS:

Zone	Lumens	% Fixture
0°-10°	60.2	1.2
10°-20°	194.6	4.0
20°-30°	340.9	7.0
30°-40°	505.5	10.4
40°-50°	739.3	15.1
50°-60°	1017.3	20.8
60°-70°	1132.6	23.2
70°-80°	767.4	15.7
80°-90°	126.1	2.6
90°-100°	0.0	0.0
100°-110°	0.0	0.0
110°-120°	0.0	0.0
120°-130°	0.0	0.0
130°-140°	0.0	0.0
140°-150°	0.0	0.0
150°-160°	0.0	0.0
160°-170°	0.0	0.0
170°-180°	0.0	0.0
0°-90°	4884.0	100.0
0°-180°	4884.0	100.0

Coefficient of Utilization



REPORT NUMBER: P385527

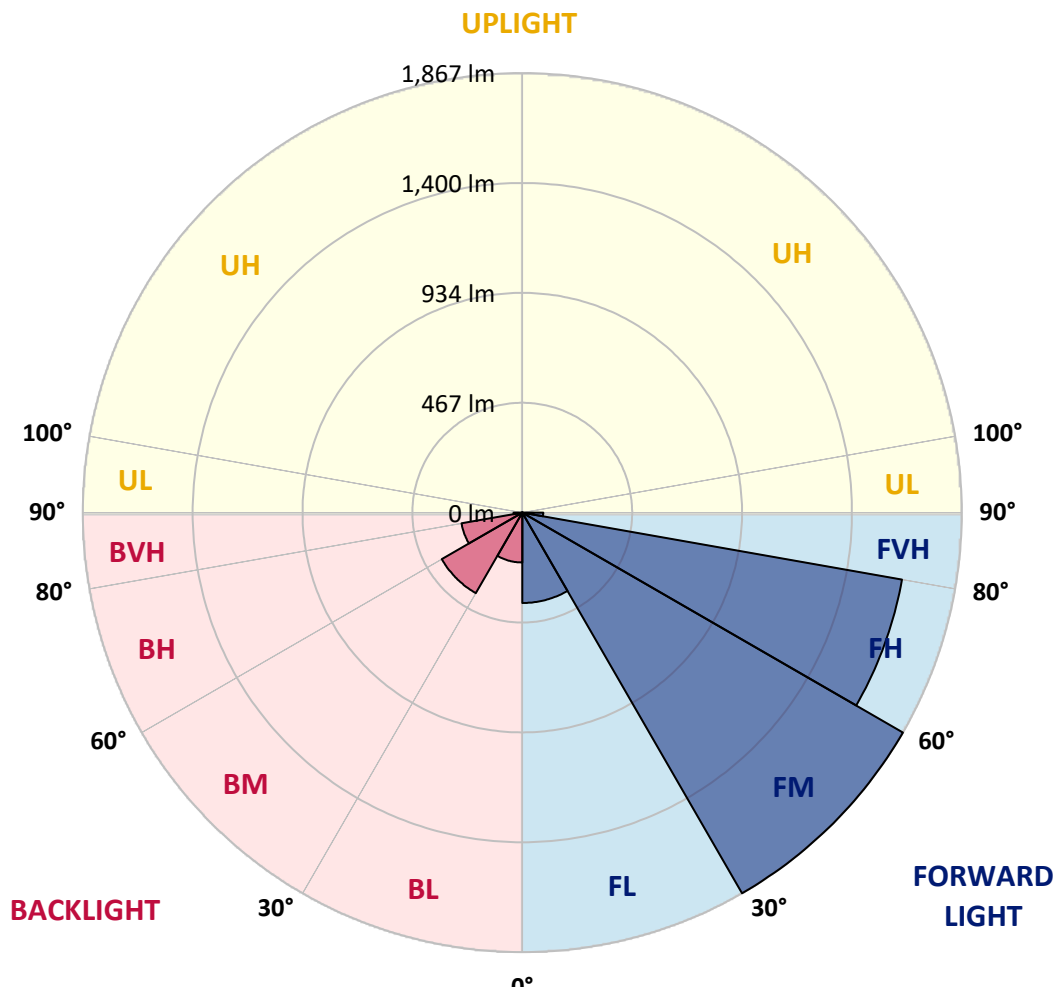
CATALOG NUMBER: GWC-SA1A-750-U-T2

LUMINAIRE CLASSIFICATION SYSTEM LUMEN TABLE AND BUG RATING:

Zone	Lumens	% Fixture	Zone Rating/Lumen Limit		
			B	U	G
FL (0°-30°)	383.9	7.9			
FM (30°-60°)	1867.2	38.2			
FH (60°-80°)	1637.9	33.5			G1/1800
FVH (80°-90°)	89.0	1.8			G1/100
BL (0°-30°)	211.8	4.3	B1/500		
BM (30°-60°)	394.9	8.1	B1/1000		
BH (60°-80°)	262.1	5.4	B1/500		G1/500
BVH (80°-90°)	37.2	0.8			G1/100
UL (90°-100°)	0.0	0.0		U0/0	
UH (100°-180°)	0.0	0.0		U0/0	

BUG Rating: B1-U0-G1

Type III Medium





REPORT NUMBER: P385527
 CATALOG NUMBER: GWC-SA1A-750-U-T2

CANDELA DISTRIBUTION (FULL):

	0°	5°	15°	25°	35°	45°	55°	65°	72°	75°	85°
0°	600.9	600.9	600.9	600.9	600.9	600.9	600.9	600.9	600.9	600.9	600.9
2.5°	663.8	662.7	659.2	659.2	652.5	646.8	636.0	628.8	620.2	617.2	607.1
5°	728.0	728.3	724.0	720.9	711.0	698.9	680.6	663.9	647.3	640.5	619.9
7.5°	782.0	781.3	780.1	777.6	768.4	755.9	731.2	706.5	681.9	671.8	636.2
10°	816.6	818.1	819.1	820.3	816.4	807.5	784.2	754.1	721.9	708.1	655.7
12.5°	834.1	836.8	841.5	849.6	856.0	855.0	838.0	806.0	767.8	750.5	680.1
15°	844.4	847.9	855.3	869.8	887.8	898.0	893.5	864.5	822.0	800.6	709.8
17.5°	850.8	853.6	865.0	884.4	911.1	938.4	950.3	926.1	883.2	858.8	744.0
20°	855.1	857.3	871.6	894.3	929.0	972.3	1005.6	999.6	950.6	919.0	779.6
22.5°	864.9	866.7	880.4	903.2	941.6	997.6	1058.9	1068.0	1021.8	986.0	817.8
25°	892.1	892.1	903.6	919.5	955.5	1019.4	1104.0	1144.2	1094.4	1052.7	853.1
27.5°	944.1	943.6	947.8	953.3	980.6	1041.6	1144.2	1211.5	1169.8	1124.2	887.4
30°	1005.6	1009.0	1009.5	1006.8	1019.6	1069.4	1181.4	1282.4	1245.6	1196.5	922.6
32.5°	1084.8	1087.0	1084.5	1075.6	1073.7	1108.7	1217.9	1356.8	1327.7	1272.0	954.7
35°	1185.4	1181.2	1173.3	1155.1	1137.8	1161.4	1259.6	1431.1	1419.8	1363.3	998.9
37.5°	1293.2	1293.4	1283.6	1242.4	1218.5	1228.6	1317.1	1515.3	1531.3	1472.0	1055.6
40°	1379.6	1384.2	1390.2	1336.1	1305.1	1319.1	1390.2	1613.1	1663.2	1600.8	1129.4
42.5°	1440.0	1445.2	1462.4	1428.4	1396.3	1422.2	1476.3	1717.3	1811.2	1749.4	1215.8
45°	1503.9	1506.8	1518.9	1504.3	1483.7	1542.1	1573.4	1825.3	1967.7	1907.9	1312.5
47.5°	1571.2	1574.2	1586.7	1576.9	1566.1	1654.1	1674.6	1927.0	2117.7	2081.9	1415.8
50°	1654.3	1656.3	1668.0	1650.4	1653.8	1738.5	1765.1	2020.4	2275.0	2238.3	1519.4
52.5°	1767.6	1768.1	1784.4	1768.4	1752.6	1800.4	1842.9	2108.3	2398.2	2380.9	1623.0
55°	1856.4	1861.8	1915.2	1911.9	1902.8	1856.6	1908.0	2192.1	2508.2	2516.4	1733.0
57.5°	1799.7	1820.7	1929.0	2005.4	2079.7	1996.3	1996.0	2286.4	2610.5	2649.5	1853.9
60°	1576.2	1604.8	1764.4	1933.7	2166.3	2239.5	2178.6	2401.6	2713.7	2781.3	2005.4
62.5°	1125.7	1172.8	1389.1	1659.5	2047.6	2400.6	2550.2	2584.4	2854.1	2934.0	2202.3
65°	569.1	604.7	786.0	1111.7	1635.9	2295.3	2954.2	2984.6	3098.1	3169.1	2505.5
67.5°	345.8	359.2	447.7	618.3	1002.9	1787.9	3086.0	3651.7	3570.3	3608.0	2937.9
70°	254.8	264.7	319.9	410.7	576.8	1049.2	2681.4	4127.8	4074.3	4070.1	3257.4
72°	198.4	205.7	254.4	331.8	421.8	629.4	1943.5	3952.1	4218.6	4197.4	3228.1
72.5°	188.2	194.6	239.0	312.3	398.6	570.6	1747.4	3833.5	4208.2	4198.6	3190.3
75°	148.2	152.7	176.9	241.5	311.9	323.7	957.5	2970.8	3733.1	3888.3	2869.4
77.5°	122.6	123.3	136.0	175.7	243.2	228.9	470.4	2061.2	2673.2	2843.9	2032.6
80°	99.9	100.7	106.8	123.3	184.0	169.3	223.3	1185.2	1496.7	1498.5	966.6
82.5°	79.5	79.7	86.4	90.1	132.2	121.1	128.0	556.5	654.0	629.1	347.4
85°	56.0	54.8	84.4	74.0	86.4	77.7	70.6	220.3	270.4	258.6	108.8
87.5°	18.7	19.3	37.5	47.9	50.4	44.1	31.4	84.4	102.1	101.2	34.5
90°	0.0	0.0	0.0	0.0	0.0	0.0	0.0	0.0	0.0	0.0	0.0



REPORT NUMBER: P385527
 CATALOG NUMBER: GWC-SA1A-750-U-T2

CANDELA DISTRIBUTION (continued):

	90°	95°	105°	115°	125°	135°	145°	155°	165°	175°	180°
0°	600.9	600.9	600.9	600.9	600.9	600.9	600.9	600.9	600.9	600.9	600.9
2.5°	603.9	598.5	590.6	581.9	575.0	567.9	562.7	560.0	557.0	554.4	557.5
5°	610.3	600.2	583.4	566.9	554.8	544.0	536.3	532.2	528.5	526.0	526.4
7.5°	620.7	604.4	576.1	552.1	535.3	523.7	515.8	513.1	510.7	510.0	510.9
10°	631.8	607.8	566.6	534.6	515.4	505.8	502.3	504.2	505.8	507.4	509.0
12.5°	644.4	610.8	552.6	514.1	497.8	494.1	497.6	505.7	511.6	515.1	517.3
15°	660.9	613.5	536.5	493.6	482.6	486.8	498.8	512.7	523.0	529.6	530.6
17.5°	676.0	613.3	515.8	472.9	470.4	482.6	500.6	520.3	534.1	543.3	545.2
20°	691.7	608.8	491.7	452.7	457.9	478.1	501.5	525.2	541.8	552.6	555.1
22.5°	706.3	600.9	465.3	434.4	447.5	472.0	498.3	522.3	539.0	547.7	550.4
25°	716.2	587.1	438.6	418.9	438.2	464.6	487.9	507.2	519.6	524.0	524.7
27.5°	721.3	569.1	413.4	405.4	428.7	452.5	468.5	478.1	481.6	481.3	480.6
30°	721.9	545.4	391.7	394.5	417.6	434.7	442.3	440.4	435.9	428.2	428.8
32.5°	719.8	518.6	373.5	384.1	403.4	413.0	413.4	404.4	392.3	380.1	376.7
35°	720.4	492.4	357.5	372.3	386.3	390.5	386.6	373.5	357.0	341.2	337.8
37.5°	727.8	469.5	343.7	358.7	367.3	368.3	362.7	348.9	336.8	321.4	320.0
40°	745.5	453.2	330.6	343.4	348.3	348.8	340.9	331.1	332.1	323.9	323.7
42.5°	777.3	446.1	319.0	327.4	330.4	331.5	325.4	319.2	327.9	322.5	320.7
45°	818.3	447.8	309.3	311.8	317.3	322.0	318.3	310.8	314.1	290.8	283.0
47.5°	865.7	458.6	301.5	298.3	307.9	316.8	311.1	299.7	287.7	264.5	260.2
50°	921.2	475.2	294.5	285.0	297.7	309.8	304.0	287.7	269.7	258.5	257.0
52.5°	979.1	495.6	287.4	270.4	284.7	304.4	301.5	285.0	262.8	251.7	249.7
55°	1044.7	516.1	278.5	253.4	270.7	301.9	300.3	275.3	257.6	251.4	249.9
57.5°	1126.2	539.5	266.7	235.8	257.6	292.8	288.1	269.4	252.2	247.5	247.0
60°	1232.5	574.0	249.7	216.9	241.7	278.8	277.8	260.8	243.7	240.3	239.6
62.5°	1391.9	631.0	226.4	198.1	223.8	255.1	264.4	249.2	234.6	234.4	234.8
65°	1639.1	716.7	201.0	181.6	205.8	235.1	248.7	237.3	225.3	228.7	229.2
67.5°	1925.7	787.9	176.1	165.5	187.5	216.1	234.6	225.3	213.1	221.8	222.0
70°	2021.0	724.3	154.2	149.5	168.5	197.8	219.3	212.2	199.8	208.5	207.7
72°	1880.8	584.7	140.1	137.4	154.2	182.6	205.7	200.0	187.7	193.6	191.4
72.5°	1836.5	557.5	136.6	134.4	150.3	178.8	202.1	196.9	184.6	189.7	187.7
75°	1638.3	484.2	117.4	117.9	131.2	159.9	182.3	180.6	168.0	168.5	167.8
77.5°	1188.3	355.0	98.9	102.2	111.7	140.6	162.3	161.3	147.5	145.0	144.5
80°	551.4	181.1	80.6	82.1	91.8	117.5	138.4	137.1	126.0	122.8	120.9
82.5°	188.9	86.1	60.5	61.5	71.1	94.7	120.1	119.2	110.0	103.8	99.9
85°	67.4	42.9	42.4	41.4	50.8	74.5	104.6	100.1	86.4	73.7	73.3
87.5°	21.9	18.3	21.9	21.7	29.6	50.4	76.0	64.7	62.7	52.1	51.1
90°	0.0	0.0	0.0	0.0	0.0	0.0	0.0	0.0	0.0	0.0	0.0

Signify Classified - Internal
Cooper Lighting Solutions Photometric Lab
1121 Highway 74 South
Peachtree City, GA 30269

Scaled Data Report



Report Generated By 670245982

Signify Classified - Internal
Cooper Lighting Solutions Photometric Lab
1121 Highway 74 South
Peachtree City, GA 30269

Scaled Data Report



Signify Classified - Internal
Cooper Lighting Solutions Photometric Lab
1121 Highway 74 South
Peachtree City, GA 30269

Scaled Data Report



Signify Classified - Internal
Cooper Lighting Solutions Photometric Lab
1121 Highway 74 South
Peachtree City, GA 30269

Scaled Data Report



Signify Classified - Internal
Cooper Lighting Solutions Photometric Lab
1121 Highway 74 South
Peachtree City, GA 30269

Scaled Data Report



--- HS — SS

Signify Classified - Internal
Cooper Lighting Solutions Photometric Lab
1121 Highway 74 South
Peachtree City, GA 30269

Scaled Data Report



u

Signify Classified - Internal
Cooper Lighting Solutions Photometric Lab
1121 Highway 74 South
Peachtree City, GA 30269

Scaled Data Report



Signify Classified - Internal
Cooper Lighting Solutions Photometric Lab
1121 Highway 74 South
Peachtree City, GA 30269

Scaled Data Report



(END OF REPORT)